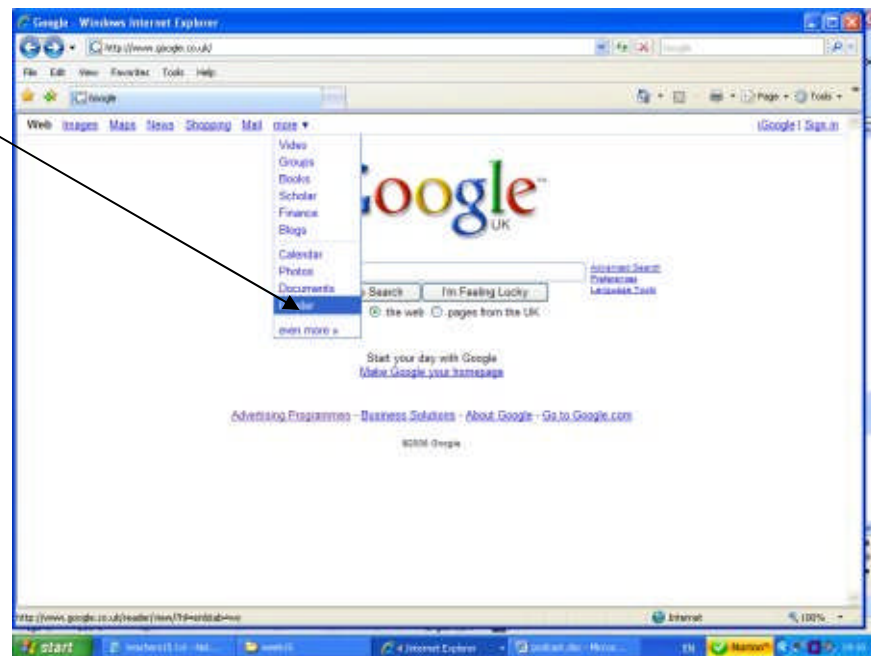

Splendid Speaking Guides

Topic: Subscribing to RSS feeds with Google Reader.



Keep up to date with Splendid Speaking and other podcasts, blog entries and web content by subscribing to rss feeds. Google offers a simple to use rss reader which will inform you of any updated content from sites that you have subscribed to.

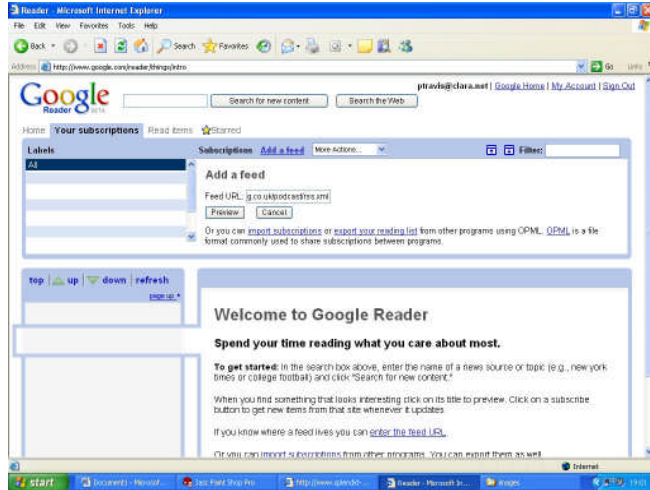
Go to the Google homepage and click 'more' and 'Reader'.



If you don't have a Google account click 'Create an account' and complete the sign up process.

Congratulations!
You now have a
'Google Reader'
account.

We will now add
'Splendid Speaking'.

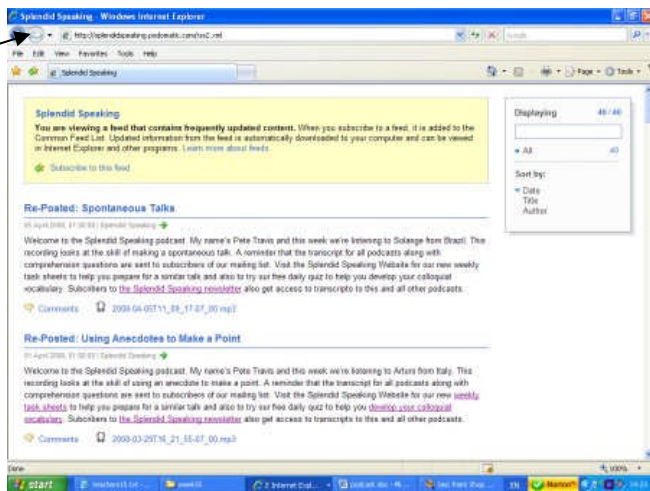


Go to: www.splendid-speaking.com/products/listen.html

There's an automatic
feed for Google
Reader on the page
but we'll add the
feed manually. Click
'RSS Subscribe'.

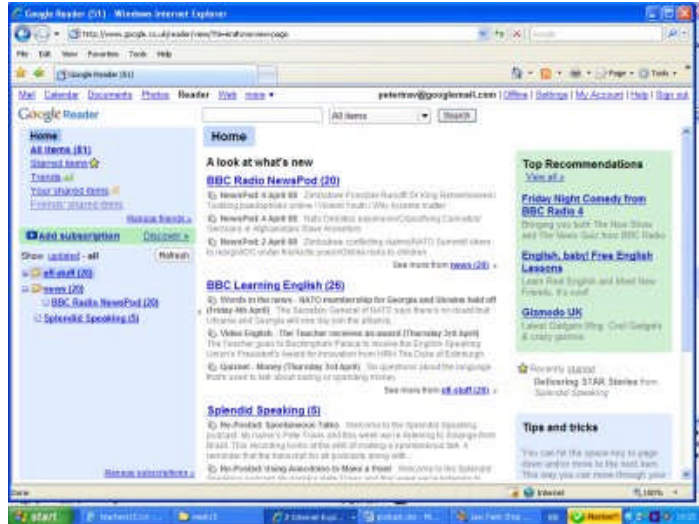


Highlight and
copy the address
of the RSS file.

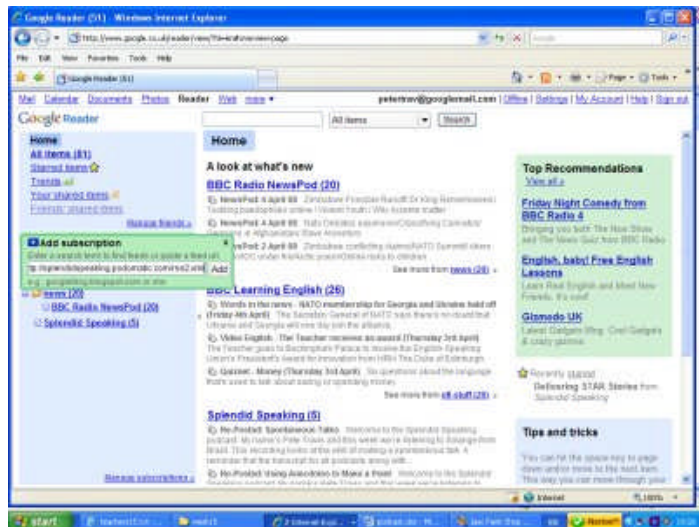
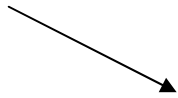


Return to Google Reader.

Click 'Add subscription'.



Paste the RSS address in the box below 'Add subscription' and then click 'Add'.



Details of 'Splendid Speaking' should appear.

Congratulations! You have subscribed.

